

FIRST YEAR HIGHER SECONDARY EXAMINATION MARCH 2017

SUBJECT : ECONOMICS

CODE. NO: 626

Qn No	Sub Qns	Answer Key/Value Points	Score	Total	
1.		(d) Worker / Population $\times 100$	1	1	
2.		(1) Enable India to attain sufficiency in food grains (2) Increased market surplus (3) Large scale increase in production (4) Price of food grains declined (5) Government Procured Surplus products for future use (Any two relevant points may be given full score)	1 \times 2	2	
3.		(a) 218/1000 (b) 32 years (c) less than 16% (Comparison without data give $\frac{1}{2}$ each)	1 1 1	3	
4.		(a) RGI (also give marks for NSSO)	1	1	
5.		Bar Diagram			
		Histogram			
		(1) Widths are same (2) Space is left between adjacent bars (3) Drawn for discrete and continuous variable (4) Not help to determine any average (Any other relevant points also may be considered)	(1) Widths may be different (2) No space is left (3) Drawn for continuous variable only (4) Help to determine mode	4 \times 1	4
6.		$r = -0.2$ low negative correlation equation process Answer	1 1 1 1	4	











Qn No	Sub Qns	Answer Key/Value Points	Score	Total
7.	(a)	Adoption of green revolution	1	1
8.	(a) (b)	Organic farming Any three merits - Substitutes with locally produced and organic inputs - More nutritional value - Pesticide free - Environment friendly - Highly international demand	1 1x3	4
9.		(1) Introduction (2) Growth oriented approach (3) Self-employment and wage employment programmes REGP, PMRY, SJSRY, SGSY, NFWP, SSB SGRY, NREGP (4) Provision of minimum amenities to the people (PDS, ICDS, MMS, PMGSY, PMGY, VAAAY (5) 4 Faults like less resource allocation, ill motivation, non-training and corruption of officials, non-participation of local level institutions. (Demerits, shortcomings or faults also may be considered)	1 1 2 2 2	8
10.	(d)	Error in calculation	1	1
11.	(b) (c)	Analysis or interpretation organisation or presentation of data	1 1	2
12.		Singular sense - body of technique for the collection, presentation, analysis and interpretation of data	1	1

Qn No	Sub Qns	Answer Key/Value Points	Score	Total												
		Plural sense numerical facts systematically collected - quantitative information of data	1	# 2												
13.		(d) All of these	1	1												
14.	(a) a Globalisation (b) Yes	<p>(1) Public investment in agricultural sector like irrigation, roads, power, market linkage etc, reduced much</p> <p>(2) Removal of fertilizer subsidy increased the cost of production</p> <p>(3) Indian farmers are compelled to face international competition</p> <p>(4) Export oriented policy resulted in the shift of production from domestic market to production for exports which increased price of food grains.</p> <p>(Any three points)</p>	1 1 1x3	5												
15.	(a) Pakistan (b) China (c) India (d) Pakistan		$\frac{1}{2} \times 4$	2												
16.		(b) Bimodal data	1	1												
17.		<table border="1" style="margin-left: auto; margin-right: auto;"> <thead> <tr> <th>R = $P_1/P_0 \times 100$</th> <th>WR</th> </tr> </thead> <tbody> <tr> <td>150</td> <td>7500</td> </tr> <tr> <td>120</td> <td>1800</td> </tr> <tr> <td>175</td> <td>4375</td> </tr> <tr> <td>120</td> <td>1200</td> </tr> <tr> <td></td> <td><hr/>14875</td> </tr> </tbody> </table> <p>$CPI = \frac{\sum WR}{\sum W} = \frac{14875}{100} = \underline{\underline{148.75}}$</p>	R = $P_1/P_0 \times 100$	WR	150	7500	120	1800	175	4375	120	1200		<hr/> 14875	2 $\frac{1}{2}$ 2 2 $\frac{1}{2}$	
R = $P_1/P_0 \times 100$	WR															
150	7500															
120	1800															
175	4375															
120	1200															
	<hr/> 14875															

Qn No	Sub Qns	Answer Key/Value Points	Score	Total
		<p align="center">- OR -</p> <p align="center">(also consider weighted aggregate price index)</p> $\frac{\sum P_{190}}{\sum P_{090}} \times 100 \div \frac{\sum P_{090}}{\sum P_{190}} \times 100 \quad (\text{Answer } 47.8^3)$ <p>Computation with equation - 2 1/2 Final value - 1/2</p>		3
18.		<ol style="list-style-type: none"> 1. A sample can give reasonable, reliable and accurate information 2. Lower cost 3. Shorter time 4. More detailed information can be collected as sample is lesser than population 5. Need smaller team of enumerators 6. Easier to train and supervise the enumerators <p>(Any three points)</p>	1x3	3
19.		(c) Karve Committee - Agriculture	1	1
20.	<ol style="list-style-type: none"> (a) (b) (c) 	<p>Co-efficient of variation</p> <p>Positive square root of the mean of squared deviations from mean / Any equation of S.D</p> <p>Calculation with all steps and equations</p> <p>S.D = 20.9</p>	1 1 6	8
21.		<p>Yes, Any three valid points one score each No score for Yes</p> <p>(i) Installed capacity to generate electricity is not sufficient to feed the annual demand of 7%.</p>		

	<p>2) State electricity boards are running in losses of Rs. 500 billion due to transmission and distribution loss, wrong prices, inefficiency etc.</p> <p>3) Challenge from the part of private sector and foreign power generators</p> <p>4) General public unrest due to high tariffs and long power cut</p> <p>5) Thermal sector faces the shortage of raw-materials like coal etc.</p>	1x3	3
22.	(c) Random Sampling	1	1
23.	<p>1. How many classes should we have - find range with equation, classes between 5 and 15</p> <p>2. What should be the size of each class - class-interval = Range / No. of classes</p> <p>3. How should we determine the class limits? lower limit - inclusive classes - exclusive classes</p> <p>4. How should we get the frequency of each class? - giving vertical strokes - tally marks</p> <p>(Any four relevant points on the construction of frequency distributions may be given marks)</p>	1x4	4
24.	<p>(a) Mode = 10</p> <p>(b) Mean; $\Sigma x/n = 124/11 = 11.27$</p> <p>(c) Median size of $(\frac{n+1}{2})^{\text{th}}$ item = 10</p>	1 2 2	5
25.	(d) During 1972-2010 there was a movement of workers from casual labour to self-employment	1	1
26.			5/6

Qn: No.	Scoring Indicators	Split Score	Total Score
26.	<p>Sustainable development - definition</p> <p><u>Strategies</u></p> <ol style="list-style-type: none"> (1) Use of non-conventional sources of energy (2) Use of LPG, Gobar gas etc in rural areas (3) Use of CNG in urban areas (4) Wind Power (5) Solar Power (6) Construction mini hydro power (7) Use of traditional knowledge and practices (8) Bio-composting (9) Bio-pest control <p>(Any 4 points with explanation)</p>	1 4+1	4 5
27.	<ol style="list-style-type: none"> (a) It is still a dream (b) Better than before (c) A few take (e) (Other explanations supporting the above point may also be considered) 	1 1	3
28.	<p>(d) None of the above (also give credit to c.)</p>	1	1
		6/6	

Qn No	Sub Qns	Answer Key/Value Points	Score	Total
		Prepared by :		
1.		Dominic Joseph St. John the Baptist HSS, Nedumkunnay Nedumkunnay P.O, Kottayam (DT)		
2.		Annie Thomas ANMHSS, Edayarasmula Pattanamthitta.		
3.		KK. Alikully, HSS; Farook HSS Farook College, Kozhikode		
4.		Benny Mathew St. Michael's HSS, Kannur.		
5.		SATID. I. M, KHSS, (KANNAD) 9447 PALAKKAD 355603		
6.		Tomy Philip S.G.H.S. Mukhalahodam 9495194185 Idukki.		
7.		SANTHOSH KUMAR - A T.D.H.S.S. THURAVOOR ALAPPUZHA. (DT)		
8.		ASSISSI. X HST, Gurhanandapuram HSS Chavara South, Kollam.		
9.		Sojan- T- Thomas HSS T St. Mary's HSS Mullanally Wayanad		
10.		JR.K. LAILAS Medical College HSS, Thevur asanthapuram		
11.		M. Rajendran. Nair Chattrinchal H.S.S.	